

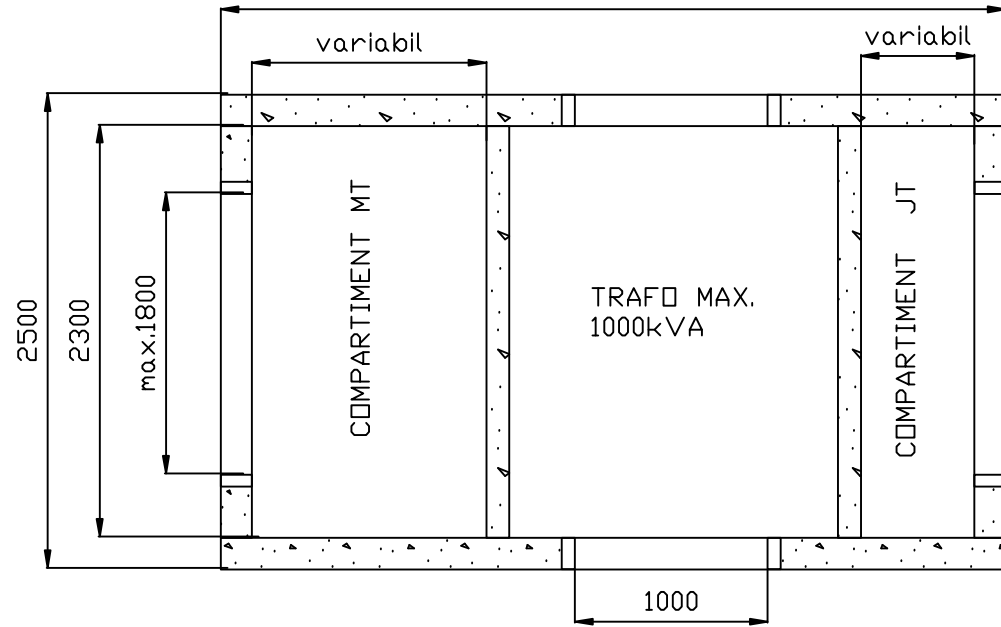
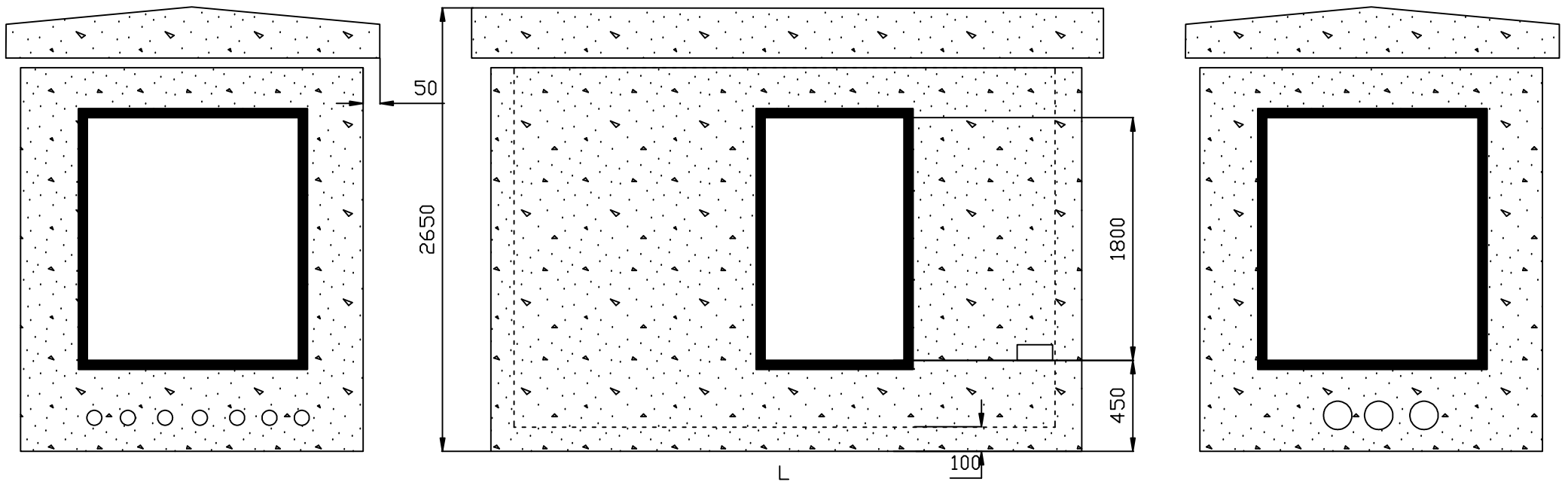
Nr.	cod	L (mm)	greutate tone
1	PCB-I-2,5	2500	8,500
2	PCB-I-3.0	3000	9,800
3	PCB-I-3.5	3500	11,100
4	PCB-I-4.0	4000	12,400
5	PCB-I-4.5	4500	13,700
6	PCB-I-5,0	5000	15,000
7	PCB-I-5,5	5500	16,200
8	PCB-I-6,0	6000	17,400

S.C. ELECTROTEHNO SRL Bacau

Anvelopa beton cu exploatare din interior

PCB-I-00

INALTIME UTILA=2400mm



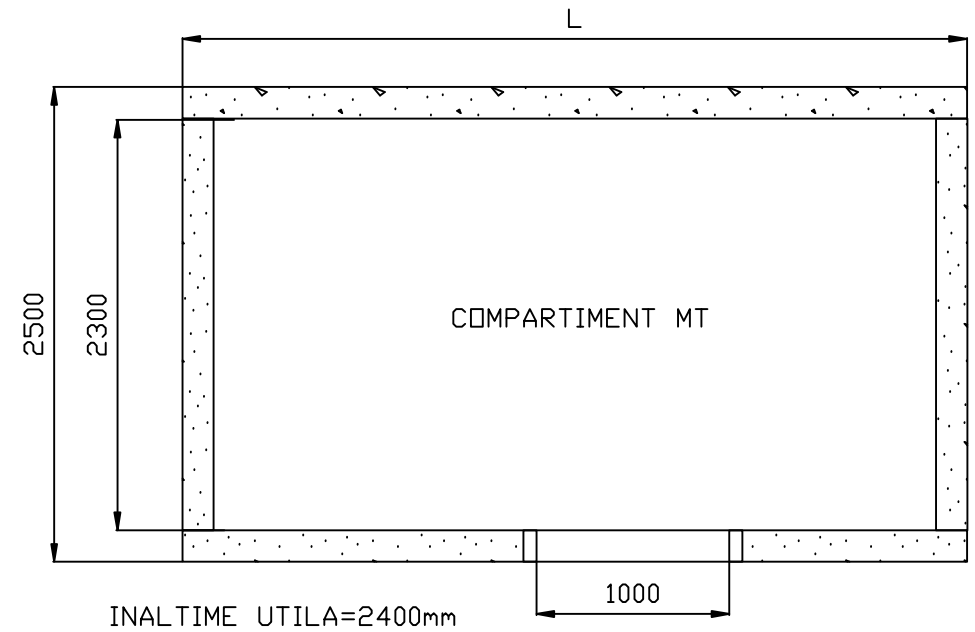
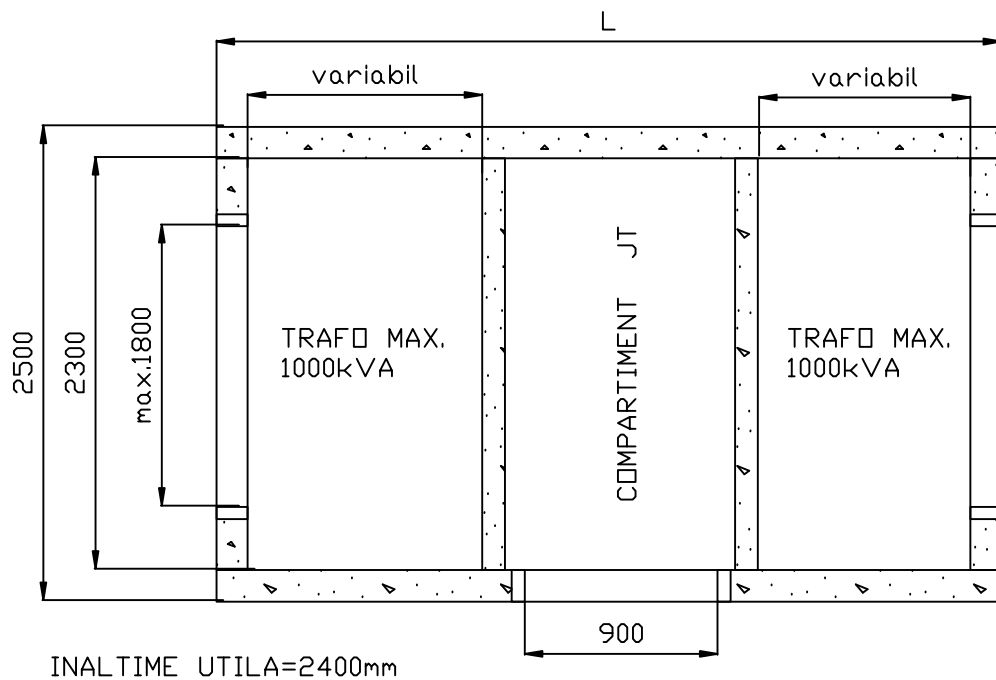
Nr.	cod	L (mm)	greutate tone
1	PTPB-E-3.0	3000	10,400
2	PTPB-E-3.5	3500	11,700
3	PTPB-E-4.0	4000	12,900
4	PTPB-E-4.5	4500	14,100
5	PTPB-E-5,0	5000	15,400
6	PTPB-E-5.5	5500	16,700
7	PTPB-E-6,0	6000	18,000

S.C. ELECTROTEHNO SRL Bacau

Anvelopa beton cu exploatare din exterior

PTPB-E-00

INALTIME UTILA=2400mm



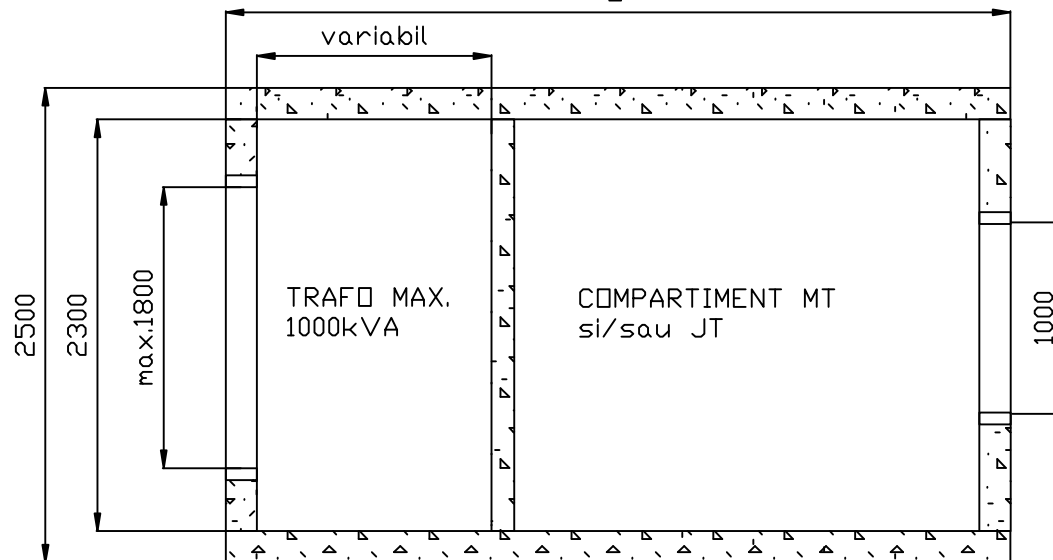
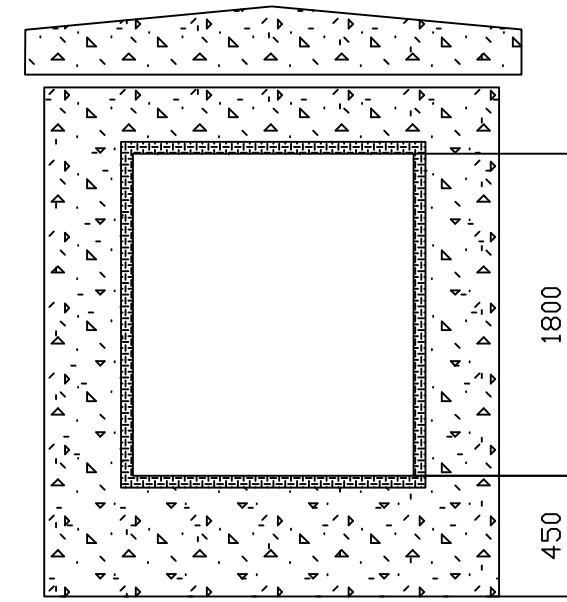
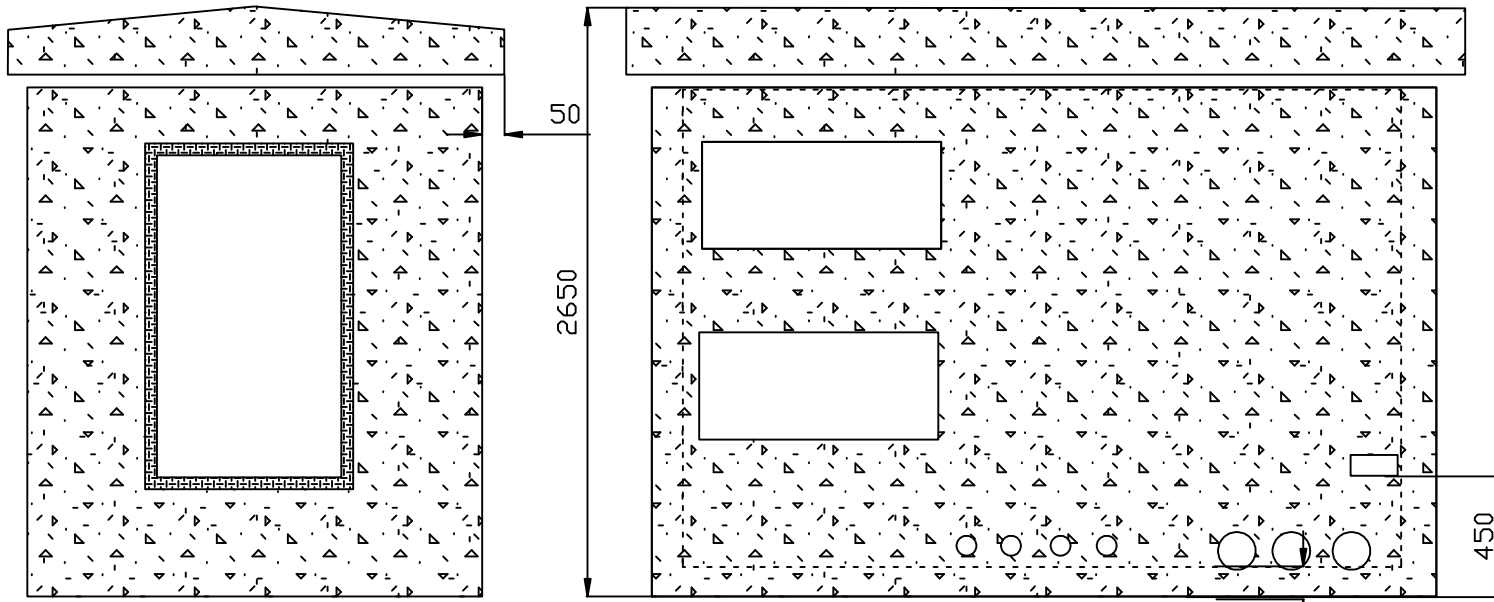
Nr.	cod	L (mm)	greutate tone
1	PTPB-I-5,5	5500	16,700
2	PTPB-I-6,0	6000	18,000

Nr.	cod	L (mm)	greutate tone
1	PCB-I-2,5	2500	8,500
2	PCB-I-3,0	3000	9,800
3	PCB-I-3,5	3500	11,100
4	PCB-I-4,0	4000	12,400
5	PCB-I-4,5	4500	13,700
6	PCB-I-5,0	5000	15,000
7	PCB-I-5,5	5500	16,200
8	PCB-I-6,0	6000	17,400

S.C. ELECTROTEHNO SRL Bacau

Anvelopa beton cu exploatare din exterior

PTPB-I-&PCB-I



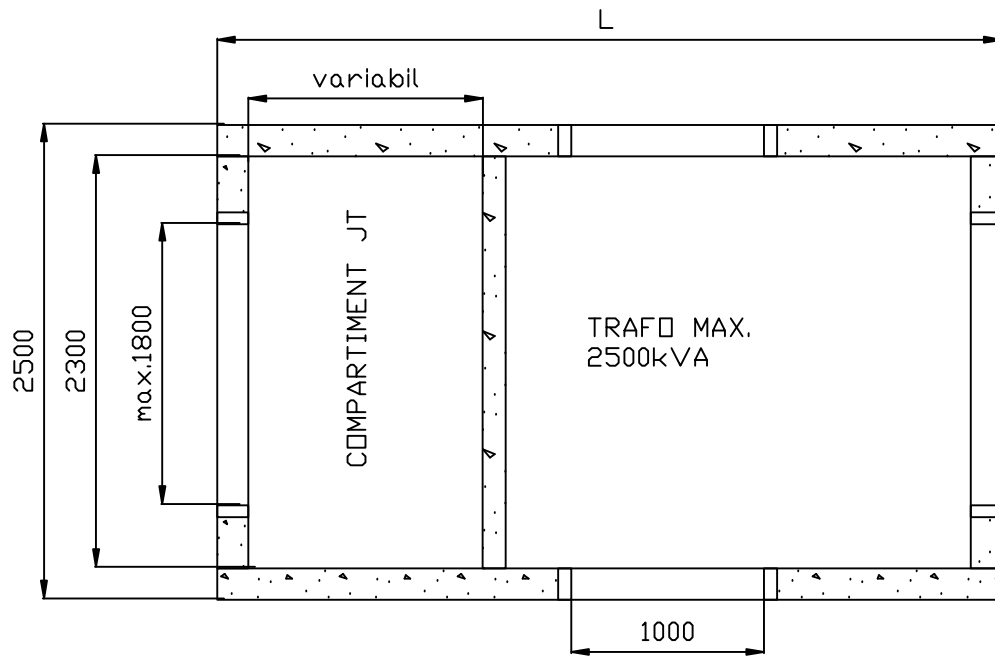
Nr.	cod	L (mm)	greutate tone
1	PTPB-IC-2,5	2500	8,700
2	PTPB-IC-3.0	3000	10,000
3	PTPB-IC-3.5	3500	11,300
4	PTPB-IC-4.0	4000	12,500
5	PTPB-IC-4.5	4500	13,700
6	PTPB-IC-5,0	5000	15,000
7	PTPB-IC-5,5	5500	16,200
8	PTPB-IC-6,0	6000	17,400

S.C. ELECTROTEHNO SRL Bacau

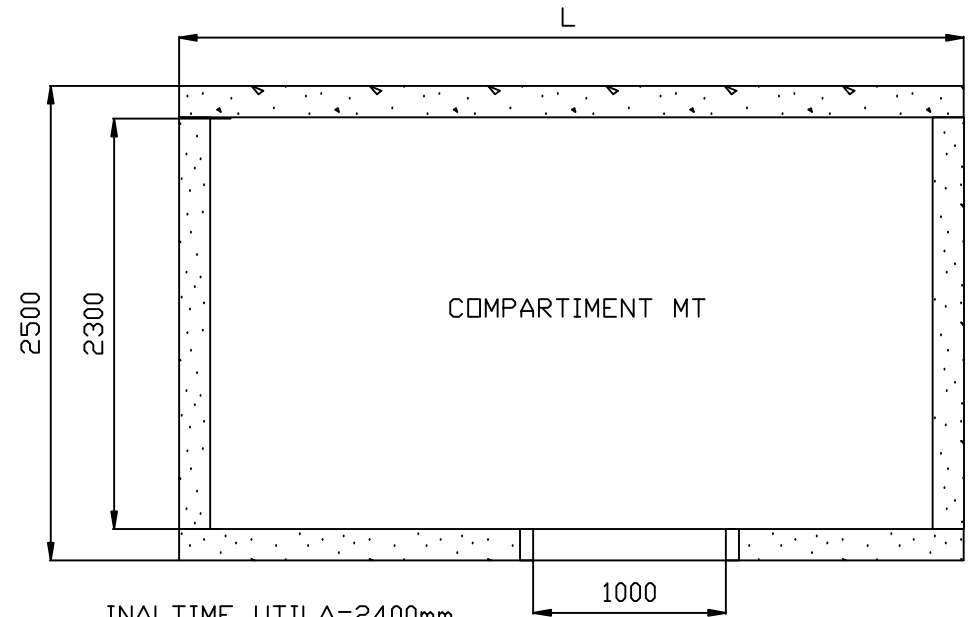
Anvelopa beton cu exploatare din interior

PTPB-IC-00

INALTIME UTILA=2400mm



INALTIME UTILA=2400mm



INALTIME UTILA=2400mm

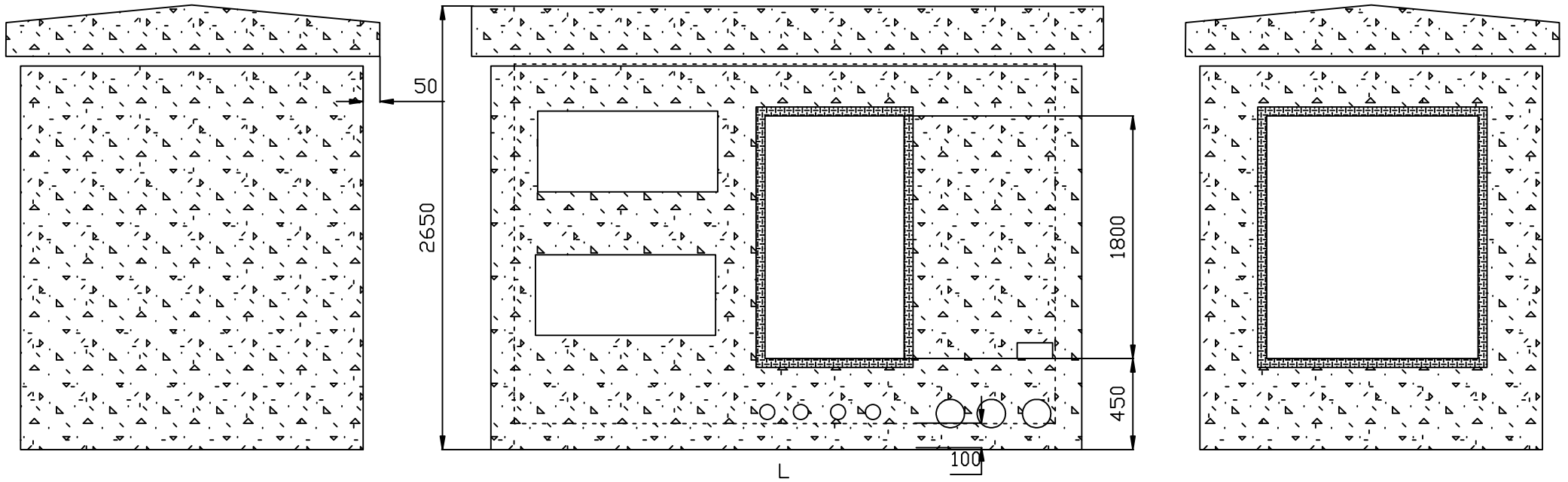
Nr.	cod	L (mm)	greutate tone
1	PTPB-IL-4,0	4000	12,500
2	PTPB-IL-4,5	4500	13,700
3	PTPB-IL-5,0	5000	15,000
4	PTPB-IL-5,5	5500	16,200
5	PTPB-IL-6,0	6000	17,400

Nr.	cod	L (mm)	greutate tone
1	PCB-I-2,5	2500	8,500
2	PCB-I-3,0	3000	9,800
3	PCB-I-3,5	3500	11,100
4	PCB-I-4,0	4000	12,400
5	PCB-I-4,5	4500	13,700
6	PCB-I-5,0	5000	15,000
7	PCB-I-5,5	5500	16,200
8	PCB-I-6,0	6000	17,400

S.C. ELECTROTEHNO SRL Bacau

Anvelopa beton cu exploatare din interior

PTPB-IL&PCB-I



Nr.	cod	L (mm)	greutate tone
1	PTPB-IL-2,5	2500	8,700
2	PTPB-IL-3,0	3000	10,000
3	PTPB-IL-3,5	3500	11,300
4	PTPB-IL-4,0	4000	12,500
5	PTPB-IL-4,5	4500	13,700
6	PTPB-IL-5,0	5000	15,000
7	PTPB-IL-5,5	5500	16,200
8	PTPB-IL-6,0	6000	17,400

S.C. ELECTROTEHNO SRL Bacau

Anvelopa beton cu exploatare din interior

PTPB-IL-00

INALTIME UTILA=2400mm